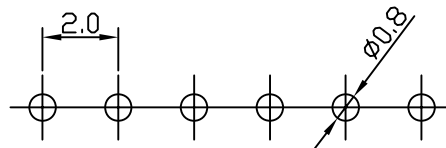
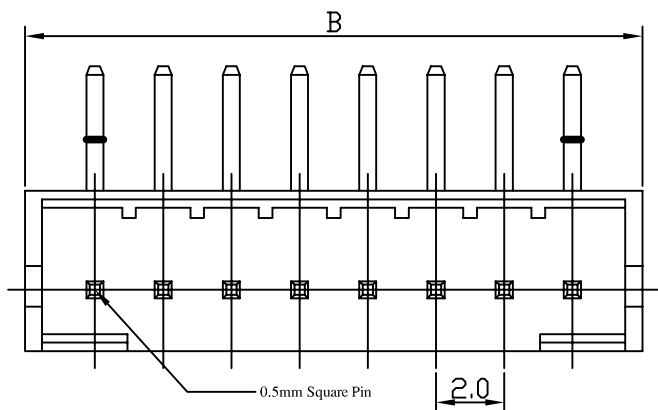
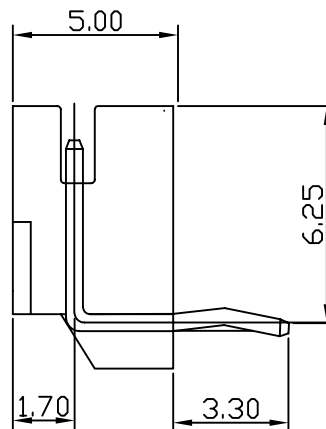


8 7 6 5 4 3 2 1

F  
E  
D  
C  
B  
A



RECOMMENDED P.C. BOARD HOLE DIMM.



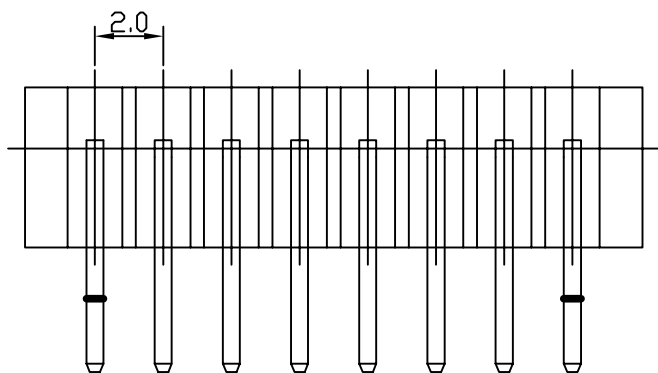
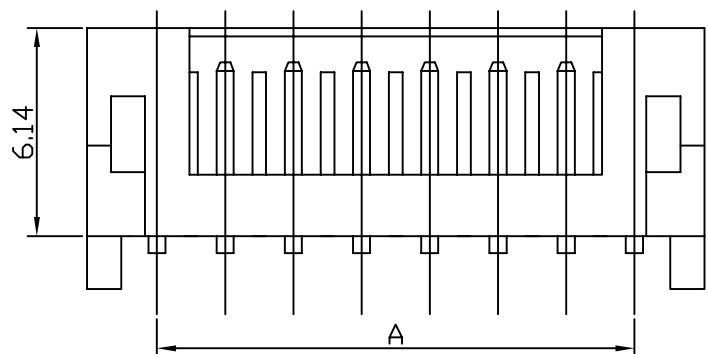
### Specifications

#### Electrical

- Voltage Rating: 100V(AC)
- Current Rating: 1A
- Contact Resistance: 20mΩ max.
- Dielectric Withstandeig Voltage: 800V AC/1min.
- Insulation Resistance: 1000MΩ min.

#### Material

- Circuits: 2~15
- Insulator: Nylon 66 UL 94V-0
- Color: BROWN
- Contact: Brass 0.50mm(0.20") Square Wire Pins
- Plating: Tin or Gold Plated
- Temperature Range: -25° C~+85° C
- Applicable PC Board Thickness: 0.8 to 1.6mm



| Poles | Dimension mm (in.) |              | Part No. | Note. |
|-------|--------------------|--------------|----------|-------|
|       | A                  | B            |          |       |
| 2     | 2.0(0.079)         | 6.04(0.237)  |          |       |
| 3     | 4.0(0.157)         | 8.04(0.316)  |          |       |
| 4     | 6.0(0.236)         | 10.04(0.395) |          |       |
| 5     | 8.0(0.315)         | 12.04(0.473) |          |       |
| 6     | 10.0(0.394)        | 14.06(0.473) |          |       |
| 7     | 12.0(0.472)        | 16.06(0.631) |          |       |
| 8     | 14.0(0.551)        | 18.08(0.711) |          |       |
| 9     | 16.0(0.630)        | 20.08(0.790) |          |       |
| 10    | 18.0(0.709)        | 22.10(0.870) |          |       |
| 11    | 20.0(0.787)        | 24.10(0.949) |          |       |
| 12    | 22.0(0.886)        | 26.12(1.027) |          |       |
| 13    | 24.0(0.945)        | 28.12(1.106) |          |       |
| 14    | 26.0(1.024)        | 30.14(1.203) |          |       |
| 15    | 28.0(1.102)        | 32.14(1.283) |          |       |

| Revision Record                                  |             |          |            | EWCONNECTOR     |                   |                 |
|--|-------------|----------|------------|-----------------|-------------------|-----------------|
| LTR  | Description | DR       | CHK        |                 |                   |                 |
| 01   | 修改公差值       |          |            | 02/10/19        |                   |                 |
|  |             |          |            |                 |                   |                 |
|  |             |          |            |                 |                   |                 |
| Name: 2.0mm Wire-to-Board Header<br>DIP 90° Type |             |          |            |                 |                   |                 |
| Drawing No. EWWB2001-WR-XXP                      |             |          |            |                 |                   |                 |
| General Tolerances:<br>X.XX ± 0.2<br>X.X ± 0.3   |             | Unit: mm | Scale: ROM | DR: Erica Tseng | CHK: Jasmine Ting | APPD: C.Y. Liao |